




4423 m.

## GRAN PREMIO RED BULL DE ESPAÑA

## Free Practice Nr. 1

## Classification

3

		Rider	Nation	Team	Motorcycle	Time	Lap Total	Gap	Top Speed
1	23	Niccolò ANTONELLI	ITA	Avintia Esponsorama Moto3	KTM	<b>1'46.319</b>	16 16		<b>214.7</b>
2	2	Gabriel RODRIGO	ARG	Indonesian Racing Gresini Moto3	HONDA	<b>1'46.488</b>	14 16	0.169 0.169	<b>211.3</b>
3	50	Jason DUPASQUIER	SWI	CarXpert PruestelGP	KTM	<b>1'46.531</b>	13 13	0.212 0.043	<b>215.5</b>
4	5	Jaume MASIA	SPA	Red Bull KTM Ajo	KTM	<b>1'46.548</b>	15 15	0.229 0.017	<b>210.5</b>
5	53	Deniz ÖNCÜ	TUR	Red Bull KTM Tech 3	KTM	<b>1'46.568</b>	14 17	0.249 0.020	<b>211.7</b>
6	7	Dennis FOGGIA	ITA	Leopard Racing	HONDA	<b>1'46.595</b>	14 15	0.276 0.027	<b>214.2</b>
7	16	Andrea MIGNO	ITA	Rivacold Snipers Team	HONDA	<b>1'46.621</b>	15 15	0.302 0.026	<b>216.4</b>
8	40	Darryn BINDER	RSA	Petronas Sprinta Racing	HONDA	<b>1'46.651</b>	14 16	0.332 0.030	<b>210.1</b>
9	82	Stefano NEPA	ITA	BOE Owlride	KTM	<b>1'46.662</b>	14 14	0.343 0.011	<b>212.1</b>
10	55	Romano FENATI	ITA	Sterilgarda Max Racing Team	HUSQVARNA	<b>1'46.716</b>	14 15	0.397 0.054	<b>212.5</b>
11	54	Riccardo ROSSI	ITA	BOE Owlride	KTM	<b>1'46.841</b>	16 16	0.522 0.125	<b>209.7</b>
12	6	Ryusei YAMANAKA	JPN	CarXpert PruestelGP	KTM	<b>1'46.854</b>	16 16	0.535 0.013	<b>214.7</b>
13	37	Pedro ACOSTA	SPA	Red Bull KTM Ajo	KTM	<b>1'46.901</b>	15 15	0.582 0.047	<b>210.9</b>
14	43	Xavier ARTIGAS	SPA	Leopard Racing	HONDA	<b>1'47.005</b>	14 14	0.686 0.104	<b>213.8</b>
15	99	Carlos TATAY	SPA	Avintia Esponsorama Moto3	KTM	<b>1'47.200</b>	16 17	0.881 0.195	<b>212.1</b>
16	92	Yuki KUNII	JPN	Honda Team Asia	HONDA	<b>1'47.313</b>	16 16	0.994 0.113	<b>211.3</b>
17	31	Adrian FERNANDEZ	SPA	Sterilgarda Max Racing Team	HUSQVARNA	<b>1'47.340</b>	11 13	1.021 0.027	<b>212.1</b>
18	11	Sergio GARCIA	SPA	Solunion GASGAS Aspar Team	GASGAS	<b>1'47.393</b>	13 14	1.074 0.053	<b>212.5</b>
19	12	Filip SALAC	CZE	Rivacold Snipers Team	HONDA	<b>1'47.397</b>	14 16	1.078 0.004	<b>211.3</b>
20	52	Jeremy ALCOBA	SPA	Indonesian Racing Gresini Moto3	HONDA	<b>1'47.565</b>	16 17	1.246 0.168	<b>213.4</b>
21	19	Andi Farid IZDIHAR	INA	Honda Team Asia	HONDA	<b>1'47.605</b>	15 16	1.286 0.040	<b>208.0</b>
22	17	John MCPHEE	GBR	Petronas Sprinta Racing	HONDA	<b>1'47.898</b>	13 16	1.579 0.293	<b>206.1</b>
23	28	Izan GUEVARA	SPA	Solunion GASGAS Aspar Team	GASGAS	<b>1'47.942</b>	9 11	1.623 0.044	<b>211.7</b>
24	24	Tatsuki SUZUKI	JPN	SIC58 Squadra Corse	HONDA	<b>1'47.965</b>	7 15	1.646 0.023	<b>213.4</b>
25	20	Lorenzo FELLON	FRA	SIC58 Squadra Corse	HONDA	<b>1'48.296</b>	11 13	1.977 0.331	<b>211.7</b>
26	27	Kaito TOBA	JPN	CIP Green Power	KTM	<b>1'48.503</b>	16 16	2.184 0.207	<b>211.7</b>
27	71	Ayumu SASAKI	JPN	Red Bull KTM Tech 3	KTM	<b>1'48.910</b>	17 17	2.591 0.407	<b>210.9</b>
28	73	Maximilian KOFLER	AUT	CIP Green Power	KTM	<b>1'49.297</b>	13 17	2.978 0.387	<b>210.1</b>

Practice condition: **Dry**Air: **12°**Humidity: **85%**Ground: **17°**

<b>Fastest Lap:</b>	Lap: 16	<b>Niccolò ANTONELLI</b>	<b>1'46.319</b>	149.7 Km/h
<b>Best Race Lap:</b>	2020	<b>Jaume MASIA</b>	<b>1'46.060</b>	150.1 Km/h
<b>All Time Lap Record:</b>	2020	<b>Andrea MIGNO</b>	<b>1'45.165</b>	151.4 Km/h

The results are provisional until the end of the limit for protest and appeals.

Time limit for protest expires 30' after publication of the results - ..... Time: .....

These data/results cannot be reproduced, stored and/or transmitted in whole or in part by any manner of electronic, mechanical, photocopying, recording, broadcasting or otherwise now known or herein after developed without the previous express consent by the copyright owner, except for reproduction in daily press and regular printed publications on sale to the public within 60 days of the event related to those data/results and always provided that copyright symbol appears together as follows below.

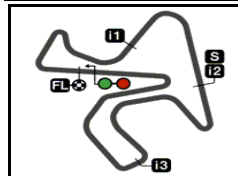
© DORNA, 2021

Official MotoGP Timing by TISSOT  
www.motogp.com

Jerez de la Frontera, Friday, April 30, 2021

moto3™





4423 m.

## GRAN PREMIO RED BULL DE ESPAÑA

## Free Practice Nr. 1

## Top Speed &amp; Average

4



Rider	Nation	Motorcycle	Top 5 speeds					Average	Top
16 Andrea MIGNO	ITA	HONDA	216.4	211.3	210.5	208.0	208.0	210.8	216.4
50 Jason DUPASQUIER	SWI	KTM	215.5	211.3	210.5	210.1	209.3	211.3	215.5
6 Ryusei YAMANAKA	JPN	KTM	214.7	213.4	211.7	211.7	211.3	212.6	214.7
23 Niccolò ANTONELLI	ITA	KTM	214.7	214.7	214.7	213.8	212.5	213.8	214.7
7 Dennis FOGGIA	ITA	HONDA	214.2	213.0	212.5	212.1	212.1	212.7	214.2
43 Xavier ARTIGAS	SPA	HONDA	213.8	213.8	213.4	212.5	211.3	213.0	213.8
24 Tatsuki SUZUKI	JPN	HONDA	213.4	212.1	210.1	209.7	209.3	210.7	213.4
52 Jeremy ALCOBA	SPA	HONDA	213.4	213.0	210.5	210.5	209.7	211.4	213.4
11 Sergio GARCIA	SPA	GASGAS	212.5	210.5	210.1	209.7	209.7	210.5	212.5
55 Romano FENATI	ITA	HUSQVARNA	212.5	210.9	210.5	209.7	209.3	210.6	212.5
31 Adrian FERNANDEZ	SPA	HUSQVARNA	212.1	211.7	210.1	210.1	209.7	210.6	212.1
82 Stefano NEPA	ITA	KTM	212.1	210.9	210.5	210.5	210.5	210.9	212.1
99 Carlos TATAY	SPA	KTM	212.1	209.7	209.3	208.8	207.6	209.5	212.1
20 Lorenzo FELLON	FRA	HONDA	211.7	210.9	210.1	208.8	208.8	210.1	211.7
27 Kaito TOBA	JPN	KTM	211.7	210.9	210.5	210.5	209.7	210.7	211.7
28 Izan GUEVARA	SPA	GASGAS	211.7	210.5	209.7	209.7	209.3	210.2	211.7
53 Deniz ÖNCÜ	TUR	KTM	211.7	210.9	210.1	209.7	209.7	210.4	211.7
2 Gabriel RODRIGO	ARG	HONDA	211.3	210.9	210.1	209.7	209.3	210.1	211.3
12 Filip SALAC	CZE	HONDA	211.3	209.3	208.8	208.8	208.4	209.3	211.3
92 Yuki KUNII	JPN	HONDA	211.3	210.5	207.6	207.6	207.2	208.8	211.3
37 Pedro ACOSTA	SPA	KTM	210.9	210.5	208.8	208.4	208.0	209.1	210.9
71 Ayumu SASAKI	JPN	KTM	210.9	210.1	210.1	210.1	209.3	210.0	210.9
5 Jaume MASIA	SPA	KTM	210.5	210.1	209.7	209.3	208.4	209.4	210.5
40 Darryn BINDER	RSA	HONDA	210.1	208.4	208.4	207.6	207.2	208.3	210.1
73 Maximilian KOFLE	AUT	KTM	210.1	209.7	209.3	207.6	207.2	208.2	210.1
54 Riccardo ROSSI	ITA	KTM	209.7	209.3	204.9	204.5	204.5	205.7	209.7
19 Andi Farid IZDIHAR	INA	HONDA	208.0	207.6	206.5	206.5	206.1	206.8	208.0
17 John MCPHEE	GBR	HONDA	206.1	206.1	205.7	205.3	204.9	205.4	206.1

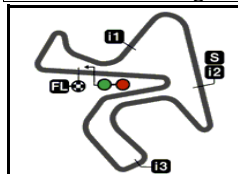
These data/results cannot be reproduced, stored and/or transmitted in whole or in part by any manner of electronic, mechanical, photocopying, recording, broadcasting or otherwise now known or herein after developed without the previous express consent by the copyright owner, except for reproduction in daily press and regular printed publications on sale to the public within 60 days of the event related to those data/results and always provided that copyright symbol appears together as follows below.

© DORNA, 2021

Official MotoGP Timing by TISSOT  
www.motogp.com



Jerez de la Frontera, Friday, April 30, 2021



4423 m.

## GRAN PREMIO RED BULL DE ESPAÑA

## Free Practice Nr. 1

## Chronological Analysis of Performances

5

\* Lap / Sector time cancelled

T1 Time from finish line to 1st intermediate

T3 Time from 2nd intermed. to 3rd intermed.

P Crossing the finish line in pit lane

T2 Time from 1st intermed. to 2nd intermed.

T4 Time from 3rd intermediate to finish line

Lap	Lap Time	T1	T2	T3	T4	Speed	Lap	Lap Time	T1	T2	T3	T4	Speed	
<b>1st</b>	<b>23</b>	<b>Niccolò ANTONELLI</b> Avintia Esponsorama ITA						7	<b>1'49.613</b>	26.747	16.677	32.182	34.007	208.8
		Runs=2 Total laps=16 Full laps=12						8	<b>1'49.043</b>	26.914	16.529	31.760	33.840	207.6
1	3'33.578	33.036	17.101	33.281	34.779	206.1	9	<b>1'50.522</b>	26.622	16.555	33.676	33.669	207.6	
2	<b>1'50.635</b>	27.139	16.767	32.505	34.224	214.7	10	1'42.618 P	26.628	16.594	31.854	27.542	206.5	
3	<b>1'48.615</b>	26.777	16.454	31.798	33.586	210.9	11	1'55.027	31.465	17.167	31.557	34.838	195.2	
4	1'48.158 *	26.576	16.334	31.687	33.561 *	212.5	12	1'47.608 *	26.248	16.174	31.905	33.281 *	215.5	
5	<b>1'48.057</b>	26.441	16.194	31.722	33.700	214.7	13	<b>1'46.531</b>	26.102	16.204	31.108	33.117	211.3	
6	<b>1'54.749</b>	29.226	16.488	35.383	33.652	210.9	<b>4th</b>	<b>5</b>	<b>Jaume MASIA</b> Red Bull KTM Ajo SPA					
7	<b>1'48.387</b>	26.547	16.321	31.897	33.622	213.8			Runs=3 Total laps=15 Full laps=8					
8	<b>1'48.885</b>	26.720	16.560	32.029	33.576	209.3	1	3'16.879	30.878	17.175	32.692	34.532	204.5	
9	<b>1'48.140</b>	26.401	16.408	31.705	33.626	210.1	2	<b>1'49.924</b>	27.065	16.593	32.146	34.120	208.0	
10	<b>1'48.427</b>	26.431	16.446	31.811	33.739	209.3	3	<b>1'48.513</b>	26.666	16.467	31.745	33.635	207.6	
11	<b>1'47.932</b>	26.475	16.478	31.570	33.409	208.8	4	<b>1'48.113</b>	26.487	16.466	31.608	33.552	208.4	
12	1'45.389 P	28.043	17.136	32.139	28.071	191.1	5	1'51.237 *	26.451	16.387	34.170	34.229 *	209.7	
13	1'52.167	30.591	16.649	31.696	33.231	209.3	6	<b>1'48.006</b>	26.511	16.434	31.593	33.468	209.3	
14	<b>1'46.635</b>	26.202	16.276	31.107	33.050	211.3	7	1'45.931 P	27.518	16.921	32.523	28.969	203.0	
15	<b>1'46.502</b>	26.009	16.194	31.143	33.156	212.5	8	1'54.407	31.391	16.724	32.487	33.805	206.1	
16	<b>1'46.319</b>	25.965	16.108	31.146	33.100	214.7	9	1'48.371 *	26.46 *	16.466	31.968	33.474	207.6	
<b>2nd</b>	<b>2</b>	<b>Gabriel RODRIGO</b> Indonesian Racing Gr ARG						10	<b>1'48.288</b>	26.435	16.411	31.790	33.652	208.0
		Runs=3 Total laps=16 Full laps=8						11	<b>1'48.119</b>	26.470	16.412	31.599	33.638	208.4
1	3'32.551	32.384	17.135	34.819	34.942	209.3	12	1'45.049 P	27.172	16.965	32.449	28.463	203.7	
2	1'49.773 *	27.253	16.585	32.069	33.866 *	209.7	13	1'51.857 *	30.188	16.520	31.687	33.462 *	208.0	
3	<b>1'48.777</b>	26.845	16.439	31.729	33.764	211.3	14	<b>1'46.803</b>	26.112	16.291	31.205	33.195	210.1	
4	<b>1'49.041</b>	26.776	16.451	31.934	33.880	210.1	15	<b>1'46.548</b>	26.081	16.221	31.198	33.048	210.5	
5	<b>1'48.746</b>	26.602	16.356	31.709	34.079	209.3	<b>5th</b>	<b>53</b>	<b>Deniz ÖNCÜ</b> Red Bull KTM Tech 3 TUR					
6	1'45.874 P	26.792	16.647	32.087	30.348	206.1			Runs=3 Total laps=17 Full laps=9					
7	1'52.991 *	30.380	16.737	31.987	33.887 *	206.1	1	2'32.873	32.911	17.166	33.002	34.777	204.9	
8	1'48.975 *	26.68 *	16.664	31.785	33.843	205.7	2	<b>1'50.774</b>	27.577	16.674	32.400	34.123	210.9	
9	1'48.617 *	26.47 *	16.553	31.699	33.893	206.1	3	<b>1'49.600</b>	27.327	16.585	31.833	33.855	206.8	
10	<b>1'48.409</b>	26.651	16.535	31.634	33.589	205.7	4	<b>1'48.684</b>	26.732	16.447	31.847	33.658	211.7	
11	1'45.251 P	26.687	16.938	32.818	28.808	199.2	5	1'48.973 *	26.59 *	16.730	31.835	33.816	207.2	
12	1'52.549	30.783	16.584	31.684	33.498	206.5	6	<b>1'48.536</b>	26.714	16.485	31.621	33.716	207.6	
13	<b>1'46.793</b>	26.146	16.342	31.132	33.173	207.2	7	<b>1'48.213</b>	26.504	16.573	31.638	33.498	206.1	
14	<b>1'46.488</b>	26.098	16.180	31.095	33.115	210.9	8	1'43.530 P	26.879	16.843	31.749	28.059	205.7	
15	<b>1'46.797</b>	26.133	16.306	31.222	33.136	208.4	9	1'56.688	31.403	17.122	32.792	35.371	195.2	
16	<b>1'46.561</b>	26.028	16.264	31.162	33.107	208.8	10	1'48.975 *	27.21 *	16.429	31.673	33.658	207.6	
<b>3rd</b>	<b>50</b>	<b>Jason DUPASQUIE</b> CarXpert PruestelGP SWI						11	<b>1'48.606</b>	26.642	16.510	31.759	33.695	207.6
		Runs=3 Total laps=13 Full laps=6						12	1'42.404 P	26.563	16.518	31.498	27.825	206.8
1	3'17.657	30.173	16.920	32.946	34.259	207.2	13	1'49.333	28.296	16.421	31.225	33.391	207.6	
2	<b>1'49.425</b>	27.020	16.483	32.031	33.891	209.3	14	<b>1'46.568</b>	26.067	16.354	31.078	33.069	210.1	
3	<b>1'48.755</b>	26.667	16.365	31.863	33.860	210.5	15	1'47.024 *	26.04 *	16.291	31.270	33.417	209.3	
4	1'48.400 *	26.51 *	16.416	31.704	33.769 *	210.1	16	<b>1'47.031</b>	26.101	16.301	31.287	33.342	209.7	
5	1'44.468 P	26.865	16.694	32.408	28.501	207.2	17	<b>1'46.873</b>	26.139	16.296	31.150	33.288	209.7	
6	1'59.271	35.000	17.064	33.010	34.197	203.3								

**Fastest Lap:** Niccolò ANTONELLI Avintia Esponsorama ITA **1'46.319** 25.965 16.108 31.146 33.100

These data/results cannot be reproduced, stored and/or transmitted in whole or in part by any manner of electronic, mechanical, photocopying, recording, broadcasting or otherwise now known or herein after developed without the previous express consent by the copyright owner, except for reproduction in daily press and regular printed publications on sale to the public within 60 days of the event related to those data/results and always provided that copyright symbol appears together as follows below.  
© DORNA, 2021

## Free Practice Nr. 1

Moto3

Lap	Lap Time	T1	T2	T3	T4	Speed	Lap	Lap Time	T1	T2	T3	T4	Speed	
<b>6th</b>	<b>7</b>	<b>Dennis FOGGIA</b>					Leopard Racing	ITA						
		Runs=3	Total laps=15	Full laps=8										
1	3'38.030 *	30.737	16.836	32.969	34.531*	210.1	1	2'31.872	33.163	17.541	34.408	35.599	203.7	
2	<b>1'49.214</b>	26.987	16.396	31.954	33.877	213.0	2	1'50.270 *	27.083	16.590	32.398	34.199*	210.5	
3	1'48.940 *	26.734	16.392	31.998	33.816*	212.5	3	1'50.218 *	27.08*	16.591	32.202	34.344*	208.0	
4	<b>1'48.406</b>	26.629	16.339	31.805	33.633	<b>214.2</b>	4	<b>1'49.400</b>	26.858	16.670	31.954	33.918	204.1	
5	<b>1'48.533</b>	26.777	16.501	31.735	33.520	210.1	5	<b>1'52.561</b>	26.666	16.704	35.007	34.184	205.7	
6	<b>1'49.676</b>	27.194	16.403	32.243	33.836	212.1	6	<b>1'48.657</b>	26.572	16.476	31.736	33.873	204.5	
7	1'43.218 P	26.59*	16.446	32.017	28.162	210.5	7	<b>1'48.457</b>	26.560	16.417	31.699	33.781	210.5	
8	1'54.536	31.484	16.550	32.156	34.346	210.5	8	1'46.640 P	28.355	16.888	32.780	28.617	205.7	
9	<b>1'48.061</b>	26.594	16.323	31.534	33.610	212.1	9	1'57.376	30.219	17.076	35.389	34.692	198.8	
10	1'48.880 *	27.10*	16.459	31.690	33.625	209.7	10	<b>1'48.377</b>	26.559	16.453	31.733	33.632	208.4	
11	1'44.339 P	26.632	17.056	32.642	28.009	196.7	11	1'49.431 *	26.632	16.458	32.345	33.996*	210.5	
12	1'51.780	29.302	16.545	31.762	34.171	210.5	12	1'43.301 P	26.727	16.587	32.099	27.888	<b>212.1</b>	
13	<b>1'46.875</b>	26.331	<b>16.168</b>	31.221	33.155	212.1	13	1'51.151	29.171	16.541	31.896	33.543	207.2	
14	<b>1'46.595</b>	<b>26.094</b>	16.212	31.223	33.066	210.9	14	<b>1'46.662</b>	<b>26.009</b>	<b>16.307</b>	<b>31.169</b>	<b>33.177</b>	210.9	
15	<b>1'46.636</b>	26.348	16.203	<b>31.143</b>	<b>32.942</b>	211.7								
<b>7th</b>	<b>16</b>	<b>Andrea MIGNO</b>					Rivacold Snipers Tea	ITA						
		Runs=3	Total laps=15	Full laps=9										
1	3'52.345	29.975	16.940	32.844	34.474	200.0	1	3'08.803	31.359	16.974	32.716	34.349	206.1	
2	<b>1'49.323</b>	27.018	16.500	32.140	33.665	208.0	2	<b>1'50.418</b>	27.026	16.447	32.361	34.584	210.5	
3	<b>1'49.140</b>	26.610	16.481	32.281	33.768	207.6	3	<b>1'48.710</b>	26.860	16.482	31.820	33.548	208.8	
4	<b>1'48.308</b>	26.583	16.497	31.789	33.439	208.0	4	<b>1'48.521</b>	26.833	16.460	31.635	33.593	208.4	
5	<b>1'48.230</b>	26.486	16.480	31.799	33.465	207.6	5	<b>1'48.401</b>	26.607	16.335	31.594	33.865	208.8	
6	<b>1'48.121</b>	26.396	16.560	31.660	33.505	207.6	6	<b>1'48.197</b>	26.653	16.397	31.702	33.445	210.9	
7	1'45.230 P	27.368	16.802	32.400	28.660	206.1	7	1'45.304 P	27.99*	16.633	32.548	28.129	200.3	
8	1'52.345	29.668	16.672	32.226	33.779	206.1	8	1'52.101	30.156	16.531	31.719	33.695	206.5	
9	<b>1'48.759</b>	26.725	16.615	31.856	33.563	206.5	9	<b>1'50.769</b>	26.585	16.430	33.929	33.825	206.8	
10	<b>1'48.788</b>	26.713	16.604	31.923	33.548	207.2	10	<b>1'48.088</b>	26.566	16.462	31.599	33.461	206.5	
11	5'36.591 P	26.482	16.557	31.762	4'21.790	207.6	11	1'44.736 P	26.954	16.839	32.316	28.627	201.4	
12	1'53.839	32.215	16.638	31.670	33.316	204.9	12	1'52.624	31.007	16.805	31.550	33.262	204.9	
13	<b>1'46.703</b>	26.216	16.238	<b>31.171</b>	33.078	211.3	13	<b>1'46.825</b>	26.108	16.281	31.352	<b>33.084</b>	209.3	
14	1'51.761 *	<b>25.981</b>	<b>16.033</b>	36.408	33.339*	<b>216.4</b>	14	<b>1'46.716</b>	<b>26.058</b>	16.240	<b>31.232</b>	33.186	209.7	
15	<b>1'46.621</b>	26.132	16.251	31.191	<b>33.047</b>	210.5	15	<b>1'47.221</b>	26.085	<b>16.157</b>	31.518	33.461	<b>212.5</b>	
<b>11th</b>	<b>54</b>	<b>Riccardo ROSSI</b>					BOE Owlride	ITA						
		Runs=3	Total laps=16	Full laps=7										
1	2'23.270	30.411	17.757	33.916	35.410	200.7	1	2'23.270	31.137	17.244	32.991	34.907	201.8	
2	<b>1'50.981</b>	27.405	16.772	32.613	34.333	206.1	2	<b>1'50.981</b>	27.255	16.770	32.511	34.445	204.5	
3	<b>1'49.130</b>	26.886	16.624	31.889	33.731	206.5	3	<b>1'50.397</b>	27.173	16.750	32.301	34.173	204.1	
4	<b>1'48.747</b>	26.534	16.631	31.865	33.717	206.5	4	<b>1'49.826</b>	26.852	16.624	32.152	34.198	204.5	
5	1'52.137 *	26.54*	16.627	34.441	34.526	205.7	5	1'49.413 *	26.84*	16.725	31.877	33.971*	204.5	
6	<b>1'48.290</b>	26.452	16.566	31.835	33.437	205.3	6	<b>1'49.454</b>	26.958	16.689	31.949	33.858	204.5	
7	1'44.831 P	26.703	16.659	32.216	29.253	204.9	7	<b>1'49.360</b>	26.761	16.611	31.969	34.019	204.1	
8	1'53.109 *	31.038	16.602	31.750	33.719*	208.4	8	1'50.867 P	28.819	17.562	34.955	29.531	193.5	
9	<b>1'48.108</b>	26.409	16.504	31.634	33.561	207.2	9	1'53.929	30.806	16.689	32.272	34.162	203.7	
10	1'48.450 *	26.57*	16.514	31.730	33.631	206.1	10	1'49.925 *	26.83*	16.655	32.229	34.209*	204.5	
11	<b>1'48.360</b>	26.450	16.486	31.634	33.790	206.5	11	1'50.212 *	26.90*	17.003	32.258	34.046	204.9	
12	1'46.576 P	26.729	16.787	34.012	29.048	200.7	12	1'49.467 *	26.769	16.717	32.039	33.942*	204.1	
13	1'52.043	30.456	16.623	31.608	33.356	206.8	13	<b>1'49.169</b>	26.672	16.679	32.007	33.811	204.5	
14	<b>1'46.651</b>	<b>26.048</b>	<b>16.230</b>	<b>31.150</b>	<b>33.223</b>	<b>210.1</b>	14	1'45.669 P	27.508	17.129	32.774	28.258	196.7	
15	<b>1'46.916</b>	26.091	16.356	31.214	33.255	207.6	15	1'51.363 *	29.928	16.318	31.736	33.381*	209.3	
16	<b>1'51.317</b>	26.176	16.335	33.697	35.109	208.4	16	<b>1'46.841</b>	<b>26.198</b>	<b>16.229</b>	<b>31.276</b>	<b>33.138</b>	<b>209.7</b>	

**Fastest Lap:** Niccolò ANTONELLI Avintia Esponsorama ITA **1'46.319** 25.965 16.108 31.146 33.100

These data/results cannot be reproduced, stored and/or transmitted in whole or in part by any manner of electronic, mechanical, photocopying, recording, broadcasting or otherwise now known or herein after developed without the previous express consent by the copyright owner, except for reproduction in daily press and regular printed publications on sale to the public within 60 days of the event related to those data/results and always provided that copyright symbol appears together as follows below.  
© DORNA, 2021



## Free Practice Nr. 1

## Moto3

Lap	Lap Time	T1	T2	T3	T4	Speed	Lap	Lap Time	T1	T2	T3	T4	Speed	
<b>12th</b>	<b>6</b>	<b>Ryusei YAMANAKA</b>				CarXpert PruestelGP	JPN	1	2'31.322	33.256	17.649	34.119	35.407	201.1
		Runs=3	Total laps=16	Full laps=9			2	<b>1'51.149</b>	27.403	16.802	32.648	34.296	205.3	
1	2'27.470	32.658	17.529	33.942	35.668	197.0	3	1'52.629 *	29.35*	16.977	32.219	34.076	204.9	
2	<b>1'53.015</b>	27.771	17.090	32.976	35.178	206.1	4	1'48.622 *	26.622	16.468	31.827	33.705*	208.8	
3	<b>1'51.965</b>	27.463	16.955	32.641	34.906	206.8	5	<b>1'48.882</b>	26.476	16.529	31.957	33.920	<b>212.1</b>	
4	1'50.460 *	27.237	16.671	32.363	34.189*	211.3	6	<b>1'51.310</b>	26.649	16.813	32.741	35.107	198.8	
5	1'50.014 *	27.09*	16.630	32.161	34.132	210.1	7	1'44.048 P	26.595	16.526	32.532	28.395	207.6	
6	<b>1'49.119</b>	26.718	16.467	31.919	34.015	211.7	8	1'52.696	29.658	16.810	32.240	33.988	204.1	
7	<b>1'49.299</b>	26.551	16.512	32.186	34.050	211.7	9	1'48.692 *	26.60*	16.567	31.808	33.717	204.1	
8	<b>1'49.398</b>	26.817	16.579	31.976	34.026	206.8	10	<b>1'48.493</b>	26.545	16.532	31.784	33.632	204.1	
9	1'45.965 P	26.826	16.740	32.064	30.335	206.1	11	<b>1'48.486</b>	26.491	16.468	31.829	33.698	205.7	
10	1'54.694	30.578	17.027	33.178	33.911	202.6	12	1'43.375 P	26.59*	16.864	32.586	27.331	194.5	
11	<b>1'49.013</b>	26.604	16.548	31.818	34.043	208.8	13	1'51.745	29.710	16.688	31.719	33.628	204.1	
12	<b>1'49.424</b>	26.811	16.732	31.917	33.964	205.7	14	<b>1'47.538</b>	26.238	16.435	31.463	33.402	205.7	
13	1'44.070 P	26.589	16.639	31.905	28.937	204.9	15	1'48.227 *	26.24*	16.847	31.633	33.499	202.2	
14	1'49.905 *	28.575	16.426	31.533	33.371*	210.1	16	<b>1'47.200</b>	<b>26.202</b>	<b>16.325</b>	<b>31.292</b>	33.381	209.3	
15	<b>1'47.336</b>	<b>26.174</b>	<b>16.165</b>	31.466	33.531	<b>214.7</b>	17	<b>1'47.348</b>	26.294	16.329	31.488	<b>33.237</b>	209.7	
16	<b>1'46.854</b>	26.201	16.212	<b>31.261</b>	<b>33.180</b>	213.4								
<b>13th</b>	<b>37</b>	<b>Pedro ACOSTA</b>				Red Bull KTM Ajo	SPA	1	3'04.739	32.546	17.872	34.194	36.151	204.1
		Runs=3	Total laps=15	Full laps=8			2	<b>1'51.705</b>	27.732	16.753	32.559	34.661	208.4	
1	3'04.739	32.546	17.872	34.194	36.151	204.1	3	<b>1'49.523</b>	26.843	16.741	31.836	34.103	207.6	
2	<b>1'51.705</b>	27.732	16.753	32.559	34.661	208.4	4	<b>1'48.878</b>	26.669	16.571	31.825	33.813	207.6	
3	<b>1'49.523</b>	26.843	16.741	31.836	34.103	207.6	5	<b>1'49.469</b>	26.535	16.575	32.086	34.273	207.6	
4	<b>1'48.878</b>	26.669	16.571	31.825	33.813	207.6	6	<b>1'49.828</b>	28.067	16.519	31.663	33.579	208.0	
5	<b>1'49.469</b>	26.535	16.575	32.086	34.273	207.6	7	1'43.842 P	26.666	16.694	31.717	28.765	204.5	
6	<b>1'49.828</b>	28.067	16.519	31.663	33.579	208.0	8	1'53.642	30.091	16.680	32.277	34.594	206.5	
7	1'43.842 P	26.666	16.694	31.717	28.765	204.5	9	1'48.380 *	26.50*	16.540	31.753	33.584	207.6	
8	1'53.642	30.091	16.680	32.277	34.594	206.5	10	1'48.439 *	26.43*	16.498	31.823	33.688*	207.6	
9	1'48.380 *	26.50*	16.540	31.753	33.584	207.6	11	<b>1'48.481</b>	26.578	16.516	31.697	33.690	208.0	
10	1'48.439 *	26.43*	16.498	31.823	33.688*	207.6	12	1'44.898 P	27.265	16.930	32.347	28.356	193.5	
11	<b>1'48.481</b>	26.578	16.516	31.697	33.690	208.0	13	1'51.327	29.761	16.444	31.492	33.630	208.8	
12	1'44.898 P	27.265	16.930	32.347	28.356	193.5	14	<b>1'46.936</b>	26.166	16.293	<b>31.232</b>	33.245	<b>210.9</b>	
13	1'51.327	29.761	16.444	31.492	33.630	208.8	15	<b>1'46.901</b>	<b>26.142</b>	<b>16.273</b>	31.263	<b>33.223</b>	210.5	
14	<b>1'46.936</b>	26.166	16.293	<b>31.232</b>	33.245	<b>210.9</b>								
15	<b>1'46.901</b>	<b>26.142</b>	<b>16.273</b>	31.263	<b>33.223</b>	210.5								
<b>14th</b>	<b>43</b>	<b>Xavier ARTIGAS</b>				Leopard Racing	SPA	1	3'38.598	30.443	16.667	33.046	34.912	208.8
		Runs=3	Total laps=14	Full laps=9			2	<b>1'48.798</b>	26.685	16.273	31.948	33.892	<b>213.8</b>	
1	3'38.598	30.443	16.667	33.046	34.912	208.8	3	<b>1'48.719</b>	26.653	16.370	31.725	33.971	213.4	
2	<b>1'48.798</b>	26.685	16.273	31.948	33.892	<b>213.8</b>	4	<b>1'49.037</b>	26.640	16.325	32.131	33.941	211.3	
3	<b>1'48.719</b>	26.653	16.370	31.725	33.971	213.4	5	<b>1'48.248</b>	26.513	16.415	31.721	33.599	210.9	
4	<b>1'49.037</b>	26.640	16.325	32.131	33.941	211.3	6	1'45.214 P	26.686	16.418	32.069	30.041	210.1	
5	<b>1'48.248</b>	26.513	16.415	31.721	33.599	210.9	7	1'52.900	29.985	16.733	32.011	34.171	207.2	
6	1'45.214 P	26.686	16.418	32.069	30.041	210.1	8	<b>1'48.752</b>	26.475	16.494	31.708	34.075	207.2	
7	1'52.900	29.985	16.733	32.011	34.171	207.2	9	<b>1'49.477</b>	26.925	16.592	31.923	34.037	205.3	
8	<b>1'48.752</b>	26.475	16.494	31.708	34.075	207.2	10	1'44.468 P	26.666	16.573	32.240	28.989	209.3	
9	<b>1'49.477</b>	26.925	16.592	31.923	34.037	205.3	11	1'52.212	29.632	16.724	31.891	33.965	207.2	
10	1'44.468 P	26.666	16.573	32.240	28.989	209.3	12	<b>1'47.488</b>	26.309	16.361	31.297	33.521	208.0	
11	1'52.212	29.632	16.724	31.891	33.965	207.2	13	<b>1'47.280</b>	26.232	16.357	31.347	33.344	213.8	
12	<b>1'47.488</b>	26.309	16.361	31.297	33.521	208.0	14	<b>1'47.005</b>	<b>26.224</b>	<b>16.225</b>	<b>31.216</b>	<b>33.340</b>	212.5	
13	<b>1'47.280</b>	26.232	16.357	31.347	33.344	213.8								
14	<b>1'47.005</b>	<b>26.224</b>	<b>16.225</b>	<b>31.216</b>	<b>33.340</b>	212.5								
<b>17th</b>	<b>31</b>	<b>Adrian FERNANDEZ</b>				Sterilgarda Max Racin	SPA	1	3'20.592	30.403	16.879	33.851	35.724	207.6
		Runs=3	Total laps=13	Full laps=8			2	<b>1'52.807</b>	27.603	16.853	33.606	34.745	206.8	
1	3'20.592	30.403	16.879	33.851	35.724	207.6	3	<b>1'57.816</b>	27.417	16.822	33.951	39.626	205.3	
2	<b>1'52.807</b>	27.603	16.853	33.606	34.745	206.8	4	<b>1'49.257</b>	26.883	16.401	32.116	33.857	211.7	
3	<b>1'57.816</b>	27.417	16.822	33.951	39.626	205.3	5	<b>1'49.531</b>	26.758	16.445	32.310	34.018	210.1	
4	<b>1'49.257</b>	26.883	16.401	32.116	33.857	211.7	6	1'46.765 P	26.816	16.469	33.735	29.745	209.3	
5	<b>1'49.531</b>	26.758	16.445	32.310	34.018	210.1	7	1'54.761 *	31.336	16.823	32.512	34.090*	205.7	
6	1'46.765 P	26.816	16.469	33.735	29.745	209.3	8	<b>1'49.794</b>	26.680	16.576	32.319	34.219	209.3	
7	1'54.761 *	31.336	16.823	32.512	34.090*	205.7	9	1'45.454 P	26.966	16.771	33.102	28.615	206.8	
8	<b>1'49.794</b>	26.680	16.576	32.319	34.219	209.3	10	1'53.542	31.562	16.574	31.903	33.503	<b>212.1</b>	
9	1'45.454 P	26.966	16.771	33.102	28.615	206.8	11	<b>1'47.340</b>	<b>26.200</b>	<b>16.322</b>	<b>31.353</b>	<b>33.465</b>	209.7	
10	1'53.542	31.562	16.574	31.903	33.503	<b>212.1</b>	12	<b>1'51.538</b>	26.331	16.411	33.692	35.104	209.7	
11	<b>1'47.340</b>	<b>26.200</b>	<b>16.322</b>	<b>31.353</b>	<b>33.465</b>	209.7	13	<b>1'48.290</b>	26.733	16.371	31.538	33.648	210.1	
12	<b>1'51.538</b>	26.331	16.411	33.692	35.104	209.7								
13	<b>1'48.290</b>	26.733	16.371	31.538	33.648	210.1								
<b>18th</b>	<b>11</b>	<b>Sergio GARCIA</b>				Solunion GASGAS As	SPA	1	3'31.036	31.832	16.903	33.123	34.780	208.0
		Runs=3	Total laps=14	Full laps=6										

**Fastest Lap:** Niccolò ANTONELLI Avintia Esponsorama ITA **1'46.319** 25.965 16.108 31.146 33.100

These data/results cannot be reproduced, stored and/or transmitted in whole or in part by any manner of electronic, mechanical, photocopying, recording, broadcasting or otherwise now known or herein after developed without the previous express consent by the copyright owner, except for reproduction in daily press and regular printed publications on sale to the public within 60 days of the event related to those data/results and always provided that copyright symbol appears together as follows below.  
© DORNA, 2021

# Free Practice Nr. 1

# Moto3

Lap	Lap Time	T1	T2	T3	T4	Speed	Lap	Lap Time	T1	T2	T3	T4	Speed
2	1'49.802 *	27.079	16.647	31.973	34.103*	210.1	2	<b>1'50.816</b>	27.141	16.768	32.520	34.387	206.1
3	1'49.139 *	26.744	16.563	31.860	33.972*	209.7	3	1'56.587 *	29.29*	16.768	33.482	37.039	205.3
4	<b>1'49.264</b>	26.645	16.673	32.027	33.919	207.6	4	<b>1'50.767</b>	27.316	17.189	32.428	33.834	201.8
5	<b>1'49.523</b>	26.641	16.705	32.099	34.078	207.2	5	<b>1'49.068</b>	26.642	16.567	31.804	34.055	205.3
6	1'51.293 P	29.74*	16.652	34.303	30.594	209.7	6	<b>1'51.038</b>	26.803	16.612	32.193	35.430	208.0
7	1'52.646	29.783	16.804	32.047	34.012	206.1	7	<b>1'48.528</b>	26.599	16.589	31.554	33.786	206.1
8	1'49.338 *	26.89*	16.659	31.888	33.897*	207.6	8	<b>1'48.978</b>	26.554	16.714	31.688	34.022	203.7
9	<b>1'48.608</b>	26.469	16.654	31.699	33.786	207.6	9	<b>1'52.551</b>	27.182	18.062	33.166	34.141	178.5
10	1'43.765 P	26.50*	16.773	32.182	28.303	206.5	10	<b>1'48.789</b>	26.561	16.606	31.522	34.100	204.9
11	1'53.362	31.202	16.707	31.741	33.712	206.8	11	1'46.676 P	26.517	16.844	32.737	30.578	203.7
12	<b>1'47.491</b>	26.322	16.472	31.337	33.360	208.8	12	2'03.265	31.072	18.452	36.610	37.131	167.9
13	<b>1'47.393</b>	26.080	16.326	31.581	33.406	212.5	13	<b>1'47.939</b>	26.450	16.498	31.382	33.609	206.5
14	<b>1'48.414</b>	26.221	16.427	31.425	34.341	210.5	14	<b>1'49.204</b>	26.366	17.132	31.900	33.806	198.1
							15	<b>1'47.605</b>	26.226	16.388	31.275	33.716	207.6
							16	<b>1'48.460</b>	26.337	16.462	31.832	33.829	206.5

**19th 12 Filip SALAC** Rivacold Snipers Tea CZE  
Runs=3 Total laps=16 Full laps=11

1	3'37.517 *	29.883	17.167	32.797	34.513*	203.7
2	<b>1'49.745</b>	26.957	16.615	32.027	34.146	207.2
3	<b>1'49.494</b>	27.069	16.442	31.933	34.050	208.8
4	<b>1'48.868</b>	26.730	16.397	31.852	33.889	209.3
5	<b>1'48.292</b>	26.568	16.395	31.611	33.718	208.8
6	<b>1'49.517</b>	26.594	16.368	32.202	34.353	211.3
7	7'31.183 P	26.462	16.439	32.020	6'16.262	208.4
8	1'53.753	29.803	17.058	32.551	34.341	203.7
9	<b>1'49.920</b>	26.817	16.626	31.927	34.550	205.3
10	<b>1'48.494</b>	26.599	16.469	31.604	33.822	207.2
11	<b>1'48.697</b>	26.537	16.505	31.853	33.802	204.9
12	5'49.135 P	26.82*	16.588	32.460	4'33.263	206.8
13	1'51.300 *	28.581	16.735	32.080	33.904*	205.3
14	<b>1'47.397</b>	26.338	16.330	31.286	33.443	207.6
15	<b>1'49.977</b>	26.400	16.348	31.920	35.309	208.0
16	<b>1'47.476</b>	26.333	16.351	31.440	33.352	207.2

**20th 52 Jeremy ALCOBA** Indonesian Racing Gr SPA  
Runs=3 Total laps=17 Full laps=9

1	3'33.891	31.534	16.926	33.677	36.756	207.2
2	<b>1'50.715</b>	27.074	16.625	32.539	34.477	213.4
3	<b>1'50.851</b>	27.308	16.554	32.516	34.473	210.5
4	1'50.342 *	27.038	16.559	32.495	34.250*	208.8
5	<b>1'48.774</b>	26.695	16.431	31.801	33.847	210.5
6	1'49.036 *	26.61*	16.394	31.876	34.148	209.7
7	1'48.420 *	26.471	16.310	31.837	33.802*	213.0
8	<b>1'49.089</b>	26.815	16.577	31.933	33.764	207.6
9	1'45.590 P	26.699	16.469	33.165	29.257	208.4
10	1'53.187	29.926	16.858	32.271	34.132	204.1
11	<b>1'49.549</b>	26.913	16.695	32.019	33.922	204.9
12	<b>1'49.571</b>	26.889	16.665	32.061	33.956	205.3
13	1'45.247 P	27.36*	16.897	32.516	28.470	203.7
14	1'56.948	29.641	18.599	34.919	33.789	155.3
15	<b>1'48.014</b>	26.431	16.361	31.911	33.311	208.8
16	<b>1'47.565</b>	26.366	16.363	31.491	33.345	209.3
17	<b>1'47.822</b>	26.430	16.481	31.518	33.393	207.6

**21st 19 Andi Farid IZDIHAR** Honda Team Asia INA  
Runs=2 Total laps=16 Full laps=12

1	3'21.745	31.998	17.315	33.951	35.080	204.1
---	----------	--------	--------	--------	--------	-------

**22nd 17 John MCPHEE** Petronas Sprinta Raci GBR  
Runs=2 Total laps=16 Full laps=13

1	2'48.303	33.559	17.400	33.631	35.334	202.6
2	<b>1'52.114</b>	27.798	16.990	32.727	34.599	204.1
3	<b>1'50.497</b>	27.125	16.872	32.223	34.277	204.1
4	<b>1'49.815</b>	26.903	16.751	31.995	34.166	204.5
5	<b>1'49.738</b>	26.889	16.733	32.022	34.094	204.9
6	<b>1'49.553</b>	26.823	16.690	32.054	33.986	204.5
7	<b>1'49.377</b>	26.718	16.658	32.068	33.933	204.5
8	<b>1'49.165</b>	26.706	16.605	31.988	33.866	205.3
9	<b>1'48.728</b>	26.515	16.576	31.769	33.868	204.9
10	1'47.383 P	27.391	17.114	32.715	30.163	202.2
11	1'55.610	32.124	16.934	32.363	34.189	203.3
12	<b>1'48.529</b>	26.439	16.619	31.779	33.692	203.7
13	<b>1'47.898</b>	26.426	16.464	31.482	33.526	204.9
14	<b>1'47.943</b>	26.418	16.442	31.525	33.558	205.7
15	<b>1'48.342</b>	26.410	16.431	31.551	33.950	206.1
16	<b>1'48.231</b>	26.414	16.557	31.611	33.649	206.1

**23rd 28 Izan GUEVARA** Solunion GASGAS As SPA  
Runs=3 Total laps=12 Full laps=5

1	3'30.767	34.162	17.857	34.223	35.364	204.1
2	1'53.388 *	29.86*	16.808	32.407	34.310	210.5
3	<b>1'50.372</b>	27.529	16.529	32.149	34.165	211.7
4	1'48.004 P	27.347	16.661	34.720	29.276	209.7
5	1'55.708	31.079	16.973	32.837	34.819	207.6
6	<b>1'50.042</b>	27.012	16.562	32.190	34.278	209.3
7	1'44.862 P	26.95*	16.659	32.423	28.826	207.2
8	1'53.874	31.250	16.710	31.898	34.016	207.2
9	<b>1'47.942</b>	26.353	16.355	31.515	33.719	209.7
10	<b>1'51.919</b>	26.524	16.611	34.842	33.942	206.5
11	<b>1'54.059</b>	28.262	16.643	35.170	33.984	208.0
	PIT	28.517	16.839	32.043	28.442	198.5

**24th 24 Tatsuki SUZUKI** SIC58 Squadra Corse JPN  
Runs=3 Total laps=15 Full laps=9

1	3'31.631 *	33.703	17.486	33.515	35.505*	206.5
2	<b>1'50.176</b>	27.370	16.668	32.046	34.092	209.3
3	<b>1'48.712</b>	26.891	16.430	31.722	33.669	209.7
4	<b>1'48.712</b>	26.571	16.448	31.884	33.809	207.6

**Fastest Lap:** Niccolò ANTONELLI Avintia Esponsorama ITA **1'46.319** 25.965 16.108 31.146 33.100

These data/results cannot be reproduced, stored and/or transmitted in whole or in part by any manner of electronic, mechanical, photocopying, recording, broadcasting or otherwise now known or herein after developed without the previous express consent by the copyright owner, except for reproduction in daily press and regular printed publications on sale to the public within 60 days of the event related to those data/results and always provided that copyright symbol appears together as follows below.  
© DORNA, 2021

# Free Practice Nr. 1

# Moto3

Lap	Lap Time	T1	T2	T3	T4	Speed	Lap	Lap Time	T1	T2	T3	T4	Speed
5	1'51.521	26.710	17.661	32.573	34.577	199.6	8	1'48.025 P	28.056	16.696	32.397	30.876	206.8
6	1'48.008	26.487	16.230	31.636	33.655	213.4	9	1'53.799 *	30.449	16.782	32.140	34.428*	205.7
7	1'47.965	26.374	16.528	31.581	33.482	206.5	10	1'49.509	26.819	16.612	32.029	34.049	208.8
8	1'52.149 P	29.515	17.213	34.938	30.483	194.2	11	1'49.569	26.931	16.683	31.849	34.106	206.5
9	1'53.405	31.050	16.532	31.880	33.943	208.4	12	1'49.218	26.683	16.675	31.810	34.050	206.5
10	1'48.126 *	26.51*	16.423	31.610	33.581	210.1	13	1'49.005	26.782	16.474	31.859	33.890	207.2
11	1'48.656	26.616	16.473	32.048	33.519	212.1	14	1'49.250	26.699	16.675	31.841	34.035	206.8
12	1'48.162	26.508	16.485	31.563	33.606	209.3	15	1'49.006	26.703	16.637	31.753	33.913	207.2
13	1'49.045 P	30.66*	16.842	31.848	29.689	204.9	16	1'48.973	26.626	16.606	31.814	33.927	208.0
14	1'55.355	32.109	16.700	32.113	34.433	203.3	17	1'48.910	26.722	16.597	31.812	33.779	207.6
15	1'48.161	26.588	16.507	31.538	33.528	208.0							

## 25th 20 Lorenzo FELLON SIC58 Squadra Corse FRA

Runs=3	Total laps=13	Full laps=8				
1	3'07.159	29.660	17.267	33.113	35.171	206.1
2	1'52.163	27.999	16.801	32.573	34.790	208.8
3	1'49.797	27.035	16.517	32.039	34.206	211.7
4	1'49.960	26.857	16.563	32.235	34.305	210.1
5	1'49.948	26.825	16.845	32.037	34.241	210.9
6	1'46.696 P	27.056	17.314	32.513	29.813	206.8
7	1'54.416	30.808	16.941	32.428	34.239	202.6
8	1'50.833	26.977	16.814	32.680	34.362	206.1
9	1'43.899 P	26.737	16.764	32.432	27.966	208.8
10	1'52.035	29.739	16.710	31.791	33.795	205.7
11	1'48.296	26.620	16.509	31.567	33.600	208.4
12	1'48.734	26.526	16.547	31.860	33.801	208.0
13	1'48.675	26.524	16.634	31.705	33.812	207.6

## 26th 27 Kaito TOBA CIP Green Power JPN

Runs=2	Total laps=16	Full laps=11				
1	3'04.261	30.852	17.194	33.866	35.563	205.7
2	1'52.515	28.287	16.736	32.607	34.885	211.7
3	1'49.434	26.838	16.452	32.100	34.044	210.9
4	1'48.839	26.682	16.360	31.925	33.872	209.7
5	1'50.698	26.517	16.506	32.427	35.248	210.5
6	1'49.075 *	27.03*	16.601	31.755	33.686	208.0
7	1'48.729	26.556	16.534	31.721	33.918	210.5
8	1'46.100 P	26.980	16.780	32.513	29.827	206.1
9	1'57.528	31.776	17.075	32.288	36.389	202.2
10	1'49.591	26.722	16.646	32.419	33.804	205.7
11	1'49.096	26.756	16.534	31.960	33.846	207.2
12	1'49.231	26.641	16.638	32.057	33.895	205.7
13	1'48.960	26.626	16.633	31.950	33.751	206.1
14	1'51.337	26.785	16.784	32.058	35.710	204.1
15	1'49.065 *	26.55*	16.618	31.815	34.074	209.3
16	1'48.503	26.629	16.525	31.685	33.664	208.8

## 27th 71 Ayumu SASAKI Red Bull KTM Tech 3 JPN

Runs=2	Total laps=17	Full laps=13				
1	2'32.857	32.622	16.985	32.888	34.679	209.3
2	1'50.728	27.562	16.646	32.201	34.319	210.1
3	1'49.983	27.362	16.655	32.039	33.927	210.1
4	1'49.427 *	27.052	16.547	31.876	33.952*	210.1
5	1'49.687	26.933	16.546	31.997	34.211	208.4
6	1'49.065	26.827	16.477	31.868	33.893	209.3
7	1'48.932	26.764	16.564	31.746	33.858	210.9

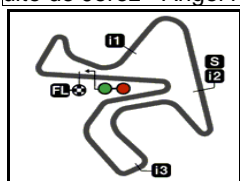
## 28th 73 Maximilian KOFLER CIP Green Power AUT

Runs=2	Total laps=17	Full laps=8				
1	3'04.579	32.468	17.944	34.273	35.754	202.6
2	1'52.195	27.519	16.807	32.776	35.093	206.8
3	1'50.842	27.295	16.694	32.191	34.662	207.2
4	1'51.092	27.442	16.613	32.364	34.673	209.3
5	1'50.626 *	27.087	16.906	32.218	34.415*	207.2
6	1'50.359	26.901	16.776	32.184	34.498	206.8
7	1'52.258	27.219	16.763	33.421	34.855	207.2
8	1'50.757 *	27.134	16.772	32.181	34.670*	205.7
9	1'46.220 P	27.546	17.096	32.802	28.776	204.1
10	1'57.181	31.846	17.300	32.830	35.205	200.0
11	1'50.346 *	27.041	17.075	31.972	34.258*	207.2
12	1'50.377	27.121	16.854	32.295	34.107	203.3
13	1'49.297	26.720	16.612	31.946	34.019	210.1
14	1'49.486	26.692	16.720	31.968	34.106	206.5
15	1'49.622 *	26.80*	16.675	31.911	34.231	207.6
16	1'49.865 *	26.971	16.799	31.995	34.100*	205.3
17	1'49.448 *	26.69*	16.605	32.022	34.122	209.7

**Fastest Lap:** Niccolò ANTONELLI Avintia Esponsorama ITA 1'46.319 25.965 16.108 31.146 33.100

These data/results cannot be reproduced, stored and/or transmitted in whole or in part by any manner of electronic, mechanical, photocopying, recording, broadcasting or otherwise now known or herein after developed without the previous express consent by the copyright owner, except for reproduction in daily press and regular printed publications on sale to the public within 60 days of the event related to those data/results and always provided that copyright symbol appears together as follows below.  
© DORNA, 2021





4423 m.

# GRAN PREMIO RED BULL DE ESPAÑA

## Free Practice Nr. 1

### Best Partial Times

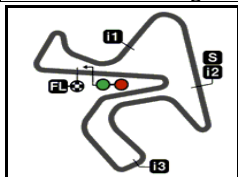
*IT* Ideal Lap Time, sum of the best partial times

*BT* Best Lap Time

T1		T2		T3		T4				IT		BT	
Pos	Rider	Time	Rider	Time	Rider	Time	Rider	Time	Pos	Rider	IT	BT	
1	N.ANTONELLI	25.965	A.MIGNO	16.033	D.ÖNCÜ	31.078	D.FOGGIA	32.942	1	N.ANTONELLI	1'46.230	1'46.319	(1)
2	A.MIGNO	25.981	N.ANTONELLI	16.108	G.RODRIGO	31.095	A.MIGNO	33.047	2	A.MIGNO	1'46.232	1'46.621	(7)
3	S.NEPA	26.009	R.FENATI	16.157	N.ANTONELLI	31.107	J.MASIA	33.048	3	D.FOGGIA	1'46.347	1'46.595	(6)
4	G.RODRIGO	26.028	R.YAMANAKA	16.165	J.DUPASQUIER	31.108	N.ANTONELLI	33.050	4	G.RODRIGO	1'46.410	1'46.488	(2)
5	D.BINDER	26.048	D.FOGGIA	16.168	D.FOGGIA	31.143	D.ÖNCÜ	33.069	5	J.DUPASQUIE	1'46.501	1'46.531	(3)
6	R.FENATI	26.058	J.DUPASQUIER	16.174	D.BINDER	31.150	R.FENATI	33.084	6	D.ÖNCÜ	1'46.505	1'46.568	(5)
7	D.ÖNCÜ	26.067	G.RODRIGO	16.180	S.NEPA	31.169	G.RODRIGO	33.107	7	R.FENATI	1'46.531	1'46.716	(10)
8	S.GARCIA	26.080	J.MASIA	16.221	A.MIGNO	31.171	J.DUPASQUIER	33.117	8	J.MASIA	1'46.548	1'46.548	(4)
9	J.MASIA	26.081	X.ARTIGAS	16.225	J.MASIA	31.198	R.ROSSI	33.138	9	D.BINDER	1'46.651	1'46.651	(8)
10	D.FOGGIA	26.094	R.ROSSI	16.229	X.ARTIGAS	31.216	S.NEPA	33.177	10	S.NEPA	1'46.662	1'46.662	(9)
11	J.DUPASQUIER	26.102	T.SUZUKI	16.230	P.ACOSTA	31.232	R.YAMANAKA	33.180	11	R.YAMANAKA	1'46.780	1'46.854	(12)
12	P.ACOSTA	26.142	D.BINDER	16.230	R.FENATI	31.232	P.ACOSTA	33.223	12	R.ROSSI	1'46.841	1'46.841	(11)
13	R.YAMANAKA	26.174	P.ACOSTA	16.273	R.YAMANAKA	31.261	D.BINDER	33.223	13	P.ACOSTA	1'46.870	1'46.901	(13)
14	R.ROSSI	26.198	D.ÖNCÜ	16.291	A.IZDIHAR	31.275	C.TATAY	33.237	14	X.ARTIGAS	1'47.005	1'47.005	(14)
15	A.FERNANDEZ	26.200	S.NEPA	16.307	R.ROSSI	31.276	Y.KUNII	33.279	15	C.TATAY	1'47.056	1'47.200	(15)
16	C.TATAY	26.202	J.ALCOBA	16.310	F.SALAC	31.286	J.ALCOBA	33.311	16	S.GARCIA	1'47.103	1'47.393	(18)
17	X.ARTIGAS	26.224	A.FERNANDEZ	16.322	C.TATAY	31.292	X.ARTIGAS	33.340	17	Y.KUNII	1'47.261	1'47.313	(16)
18	A.IZDIHAR	26.226	C.TATAY	16.325	S.GARCIA	31.337	F.SALAC	33.352	18	F.SALAC	1'47.301	1'47.397	(19)
19	Y.KUNII	26.260	S.GARCIA	16.326	Y.KUNII	31.346	S.GARCIA	33.360	19	A.FERNANDEZ	1'47.340	1'47.340	(17)
20	F.SALAC	26.333	F.SALAC	16.330	A.FERNANDEZ	31.353	A.FERNANDEZ	33.465	20	J.ALCOBA	1'47.478	1'47.565	(20)
21	I.GUEVARA	26.353	I.GUEVARA	16.355	J.MCPHEE	31.482	T.SUZUKI	33.482	21	A.IZDIHAR	1'47.498	1'47.605	(21)
22	J.ALCOBA	26.366	K.TOBA	16.360	J.ALCOBA	31.491	J.MCPHEE	33.526	22	T.SUZUKI	1'47.624	1'47.965	(24)
23	T.SUZUKI	26.374	Y.KUNII	16.376	I.GUEVARA	31.515	L.FELLON	33.600	23	J.MCPHEE	1'47.849	1'47.898	(22)
24	J.MCPHEE	26.410	A.IZDIHAR	16.388	T.SUZUKI	31.538	A.IZDIHAR	33.609	24	I.GUEVARA	1'47.942	1'47.942	(23)

These data/results cannot be reproduced, stored and/or transmitted in whole or in part by any manner of electronic, mechanical, photocopying, recording, broadcasting or otherwise now known or herein after developed without the previous express consent by the copyright owner, except for reproduction in daily press and regular printed publications on sale to the public within 60 days of the event related to those data/results and always provided that copyright symbol appears together as follows below.  
© DORNA, 2021





4423 m.

**GRAN PREMIO RED BULL DE ESPAÑA**

**Free Practice Nr. 1**

**Best Partial Times**

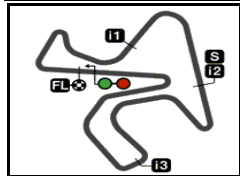
*IT* Ideal Lap Time, sum of the best partial times

*BT* Best Lap Time

<b>T1</b>		<b>T2</b>		<b>T3</b>		<b>T4</b>				<i>IT</i>	<i>BT</i>	
<i>Pos</i>	<i>Rider</i>	<i>Time</i>	<i>Rider</i>	<i>Time</i>	<i>Rider</i>	<i>Time</i>	<i>Rider</i>	<i>Time</i>	<i>Pos</i>	<i>Rider</i>		
25	K.TOBA	26.517	J.MCPHEE	16.431	L.FELLON	31.567	K.TOBA	33.664	25	L.FELLON	1'48.200	1'48.296 (25)
26	L.FELLON	26.524	A.SASAKI	16.474	K.TOBA	31.685	I.GUEVARA	33.719	26	K.TOBA	1'48.226	1'48.503 (26)
27	A.SASAKI	26.626	L.FELLON	16.509	A.SASAKI	31.746	A.SASAKI	33.779	27	A.SASAKI	1'48.625	1'48.910 (27)
28	M.KOFLER	26.692	M.KOFLER	16.605	M.KOFLER	31.911	M.KOFLER	34.019	28	M.KOFLER	1'49.227	1'49.297 (28)

These data/results cannot be reproduced, stored and/or transmitted in whole or in part by any manner of electronic, mechanical, photocopying, recording, broadcasting or otherwise now known or herein after developed without the previous express consent by the copyright owner, except for reproduction in daily press and regular printed publications on sale to the public within 60 days of the event related to those data/results and always provided that copyright symbol appears together as follows below.  
© DORNA, 2021





4423 m.

## GRAN PREMIO RED BULL DE ESPAÑA

### Free Practice Nr. 1

### Fastest Laps Sequence

<i>Practice Time</i>	 <i>Rider</i>	<i>Nation</i>	<i>Motorcycle</i>	<i>Time</i>	<i>Km/h</i>	<i>Rider's Lap</i>
4'14.251	54 Riccardo ROSSI	ITA	KTM	<b>1'50.981</b>	143.4	2
4'23.585	71 Ayumu SASAKI	JPN	KTM	<b>1'50.728</b>	143.8	2
4'59.221	55 Romano FENATI	ITA	HUSQVARNA	<b>1'50.418</b>	144.2	2
5'06.803	5 Jaume MASIA	SPA	KTM	<b>1'49.924</b>	144.8	2
5'07.082	50 Jason DUPASQUIER	SWI	KTM	<b>1'49.425</b>	145.5	2
5'27.244	7 Dennis FOGGIA	ITA	HONDA	<b>1'49.214</b>	145.7	2
5'27.396	43 Xavier ARTIGAS	SPA	HONDA	<b>1'48.798</b>	146.3	2
6'47.931	55 Romano FENATI	ITA	HUSQVARNA	<b>1'48.710</b>	146.4	3
6'55.316	5 Jaume MASIA	SPA	KTM	<b>1'48.513</b>	146.7	3
8'43.429	5 Jaume MASIA	SPA	KTM	<b>1'48.113</b>	147.2	4
10'49.043	23 Niccolò ANTONELLI	ITA	KTM	<b>1'48.057</b>	147.3	5
12'22.672	5 Jaume MASIA	SPA	KTM	<b>1'48.006</b>	147.4	6
14'26.725	24 Tatsuki SUZUKI	JPN	HONDA	<b>1'47.965</b>	147.4	7
21'45.563	23 Niccolò ANTONELLI	ITA	KTM	<b>1'47.932</b>	147.5	11
35'11.758	2 Gabriel RODRIGO	ARG	HONDA	<b>1'46.793</b>	149.0	13
35'49.428	53 Deniz ÖNCÜ	TUR	KTM	<b>1'46.568</b>	149.4	14
36'58.246	2 Gabriel RODRIGO	ARG	HONDA	<b>1'46.488</b>	149.5	14
41'45.217	23 Niccolò ANTONELLI	ITA	KTM	<b>1'46.319</b>	149.7	16

These data/results cannot be reproduced, stored and/or transmitted in whole or in part by any manner of electronic, mechanical, photocopying, recording, broadcasting or otherwise now known or herein after developed without the previous express consent by the copyright owner, except for reproduction in daily press and regular printed publications on sale to the public within 60 days of the event related to those data/results and always provided that copyright symbol appears together as follows below.

© DORNA, 2021

Official MotoGP Timing by TISSOT  
www.motogp.com

Jerez de la Frontera, Friday, April 30, 2021

